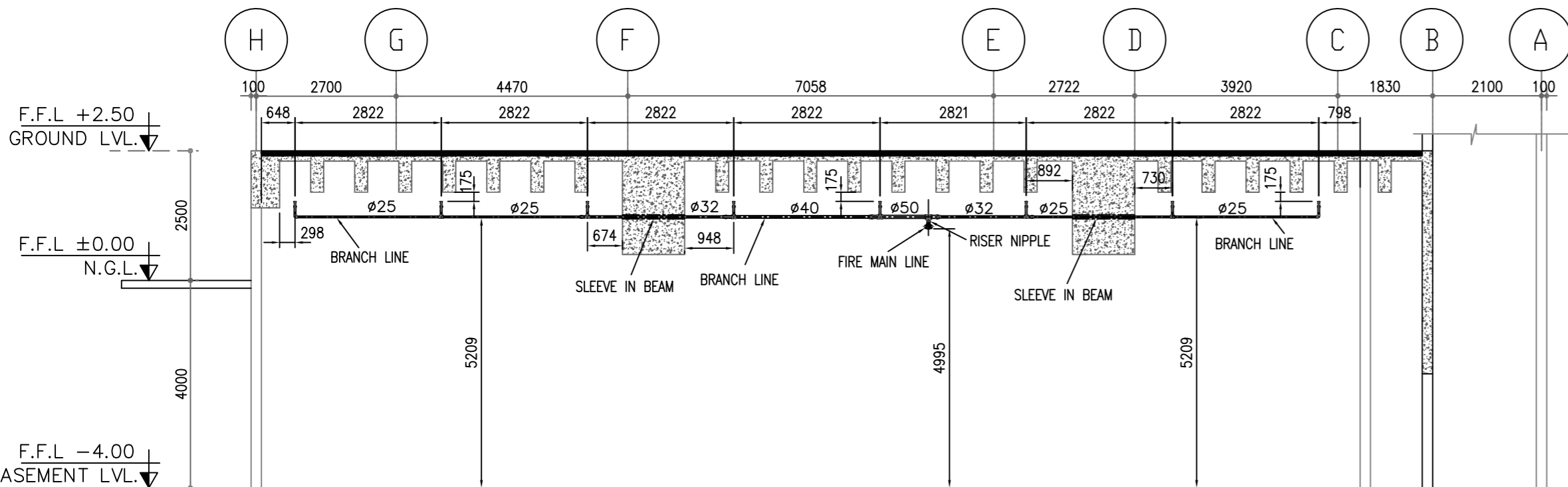


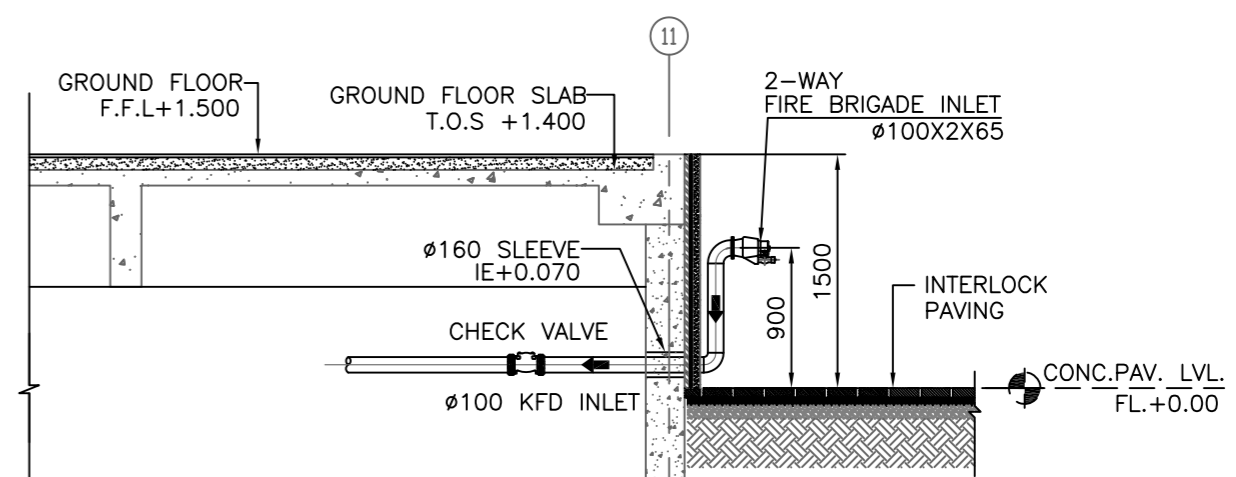
### SECTION A-A

SCALE:- 1:100



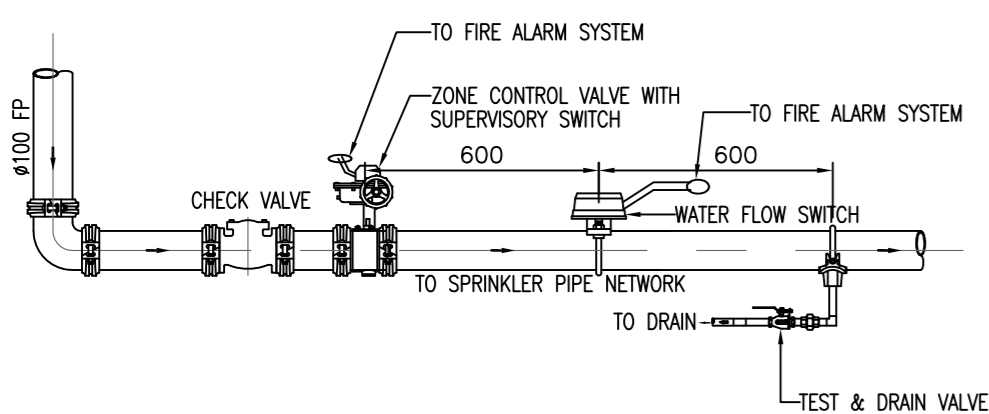
### SECTION B-B

SCALE:- 1:100



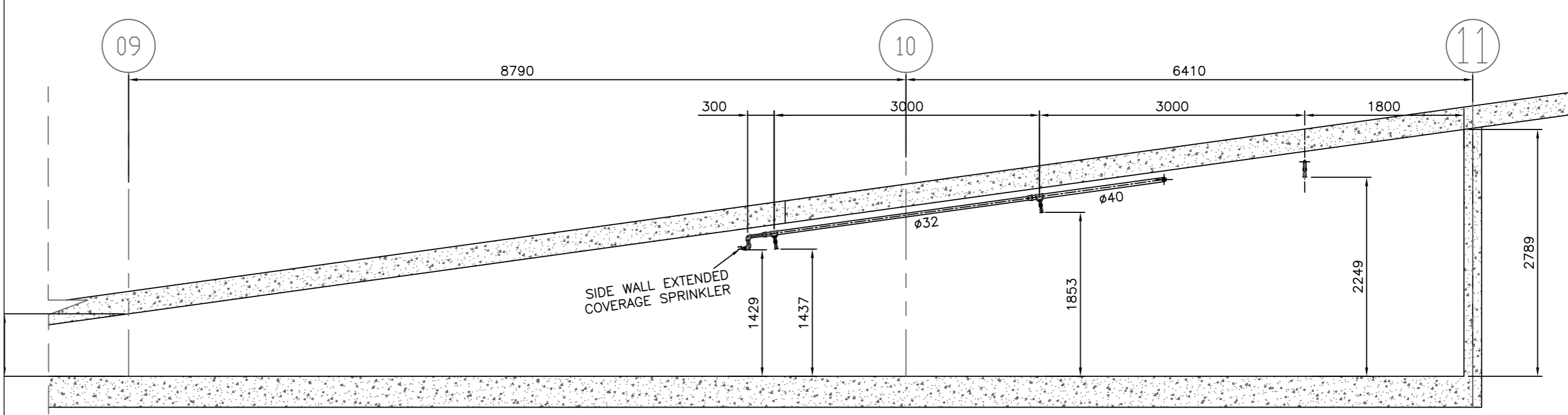
### SECTION D-D KFD INLET DETAIL

SCALE - 1:50



### SECTION C-C FLOOR CONTROL STATION

SCALE - 1:20



### SECTION E-E

@ BELOW RAMP IN BASEMENT

SCALE:- 1:50

#### GENERAL NOTES :-

- ALL DIMENSIONS ARE IN MILLIMETERS AND LEVELS ARE IN METERS.
- ALL FIRE PROTECTION PIPES  $\phi 65$  mm AND ABOVE ARE BLACK STEEL SCH.40 TO ASTM A53 GR.B SEAMLESS WITH GROOVED FITTINGS.
- ALL FIRE PROTECTION PIPES  $\phi 50$  mm AND BELOW ARE GALVANIZED STEEL TO ASTM A53 GR.B SEAMLESS SCH.40 WITH G.I THREADED MALLEABLE FITTINGS TO BS 143.
- SPRINKLER SYSTEM IS DESIGNED AS PER L.P.C.RULES ORDINARY HAZARD GROUP 2-DENSITY 5mm/min.
- SPRINKLER HEADS ARE 15mm SIZE UPRIGHT WITH 68° C RED GLASS BULB. (FOR AIR CONDITIONED BASEMENT)
- FOR DETAIL AND SECTION REFER TO DRAWING No.-SD-FP-106

#### LEGENDS:-

- UPRIGHT SPRINKLER HEAD 68° C RED BULB.
- FIRE HOSE REEL CABINET MADE OF STEEL 1.2MM THICK RED PANTED FREE STANDING BACK TO WALL 1600X800X400 WITH  $\phi 25 \times 30$  mtr. LONG MANUAL HOSE REEL 6kg DRY POWDER EXTINGUISHER & 2GALLON WATER GAS EXTINGUISHER
- FIRE CABINET 1000x600x250 6KG DRY POWDER EXTINGUISHER 2 GALLON WATER EXTINGUISHER
- IE INVERT ELEVATION
- CLE CENTER LINE ELEVATION
- FP FIRE SPRINKLER PIPE
- HRP HOSE REEL PIPE
- PG PRESSURE GEUGE
- BV BUTTERFLY VALVE
- GV GATE VALVE
- FC FLEXIBLE CONNECTOR
- CV CHECK VALVE
- F.M FLOW MERER
- T.D TEST & DRAIN
- F.S. FLOW SWITCH

SERVICES	COMPANY	SIGN	DATE
CIVIE	AHW		23-11-2014
HVAC	GEC		23-11-2014
PL&AFF	GEC		23-11-2014
ELCT	GEC		23-11-2014

A	<input type="checkbox"/>	APPROVED
B	<input type="checkbox"/>	APPROVED AS NOTED
C	<input type="checkbox"/>	NOT APPROVED

REV	DATE	ISSUED FOR APPROVAL	DESCRIPTION	DRAWN	APPR
0	23-11-14	ISSUED FOR APPROVAL		RDS	-

ARCHITECT

AHMED EL WERDANY

ELECTRO MECH CONTRACTOR



شركة الخليج الهندسية ذ.م.م.  
Gulf Engineering Company, K.s.c.c.  
P.O.BOX 22668 SAFAT, 13087 - KUWAIT  
TELEX, EACC 32523 KUWAIT  
TEL-OFFICE 802255 - TELEFAX - 4745488

#### DRAWING TITLE:

BASEMENT FLOOR PLAN  
FIRE PROTECTION SECTIONS

SPEC. REF: FF-100-REV 01

SCALE: 1:100 DATE: 23-11-2014

DRAWN BY:	CHECKED BY:	APPROVED BY:
RICHARD	KAMAL RAM	B.M.R Navaratna

DRAWING No.	REVISION:
SD-FP-100A	